

Market Report

November, 2022



Turnberry Condos

19501 W Country Club Dr
Aventura, FL 33180

Every month we compile this comprehensive market report focus on Turnberry Condos in this convenient and easy to read format. Our datas comes from more than six different sources including MLS Associations, County Offices and Financial Institutions. Get this report for free every month on our website turnberrycondosforsale.com.

Property Stats

POSTAL CODE 33180

The property stats graph represents the median price evolution since ten years in your postal code area.



Similar Properties

DAYS ON THE MARKET

Everyday 3 months we monitor how many days it takes for similar properties to be sold. This is also a good indicator to know when to buy or sale!

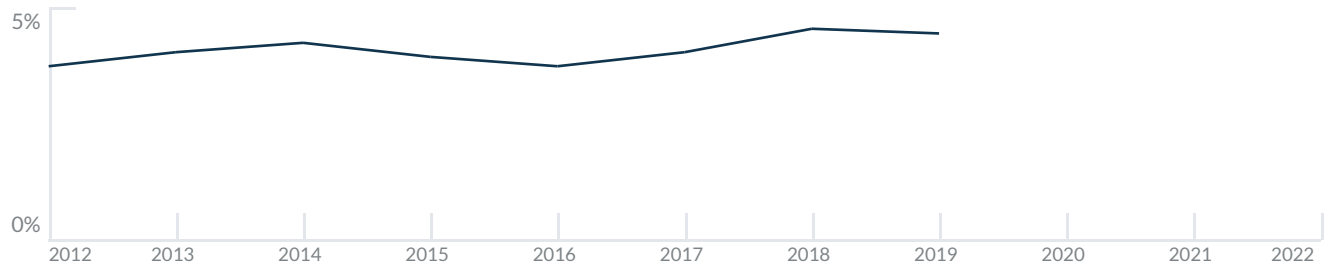
1 days

Mortgage Rates

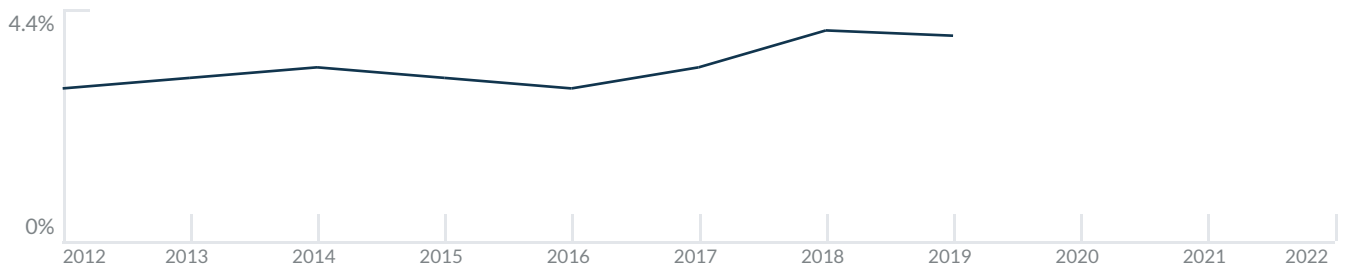
PER YEAR

Understanding mortgage economics is important when you want to buy with a loan. Below is the historical yearly average mortgage rates in the Unites States retrieved from Freddie Mac©

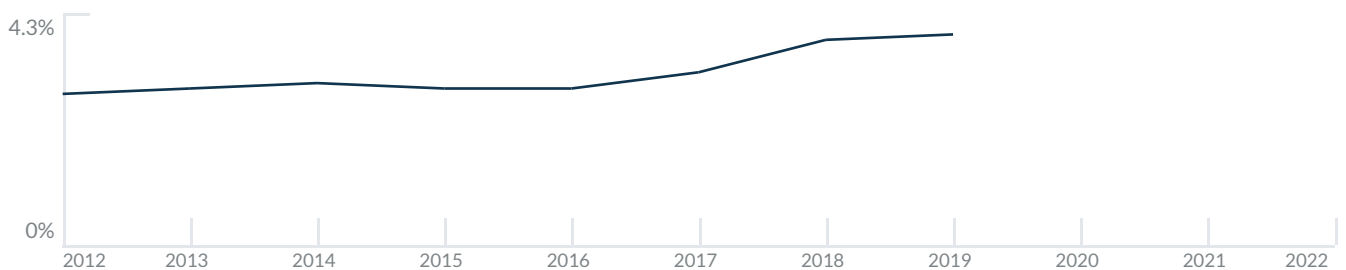
30 YEARS FIXED 4.4%



15 YEARS FIXED 3.9%



5/1-YEAR ADJUSTABLE 3.9%



Schools

CLOSEST

Having good schools nearby is important if you have kids or plan to rent or sell your home. Ratings are retrieved from the leading independent and nonprofit GreatSchools©

ELEMENTARY SCHOOL
Aventura City Of Excellence School
10/10

MIDDLE SCHOOL
McNicol Middle School
3/10

HIGH SCHOOL
Hallandale High School
3/10

Insights

IN TURNBERRY CONDOS

Below the average listing prices of available unit per property type.

% to %
CAP RATE
Yearly net income when rent

0%
NEGOTIABILITY
What you can negotiate

0
AVAILABLE

0
SOLD

Sale within the last month

Activity

SOLD OR RENTED

Below the latest transactions reported by the local MLS Association for Turnberry Condos

No Activity

Sold

LAST 20 PROPERTIES SOLD IN TURNBERRY CONDOS

| Unit | Price | Beds/Baths | \$/Sqft | Sqft | Buying Date | Days on Market |
|------|-------|------------|---------|------|-------------|----------------|
|------|-------|------------|---------|------|-------------|----------------|

Rented

LAST 20 PROPERTIES RENTED IN TURNBERRY CONDOS

| Unit | Price | Beds/Baths | \$/Sqft | Sqft | Rented Date | Days on Market |
|------|-------|------------|---------|------|-------------|----------------|
|------|-------|------------|---------|------|-------------|----------------|